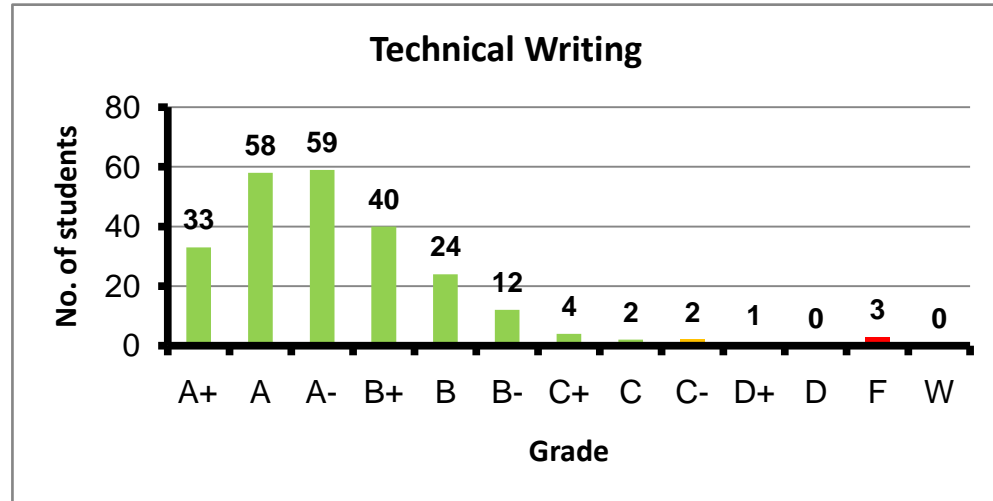
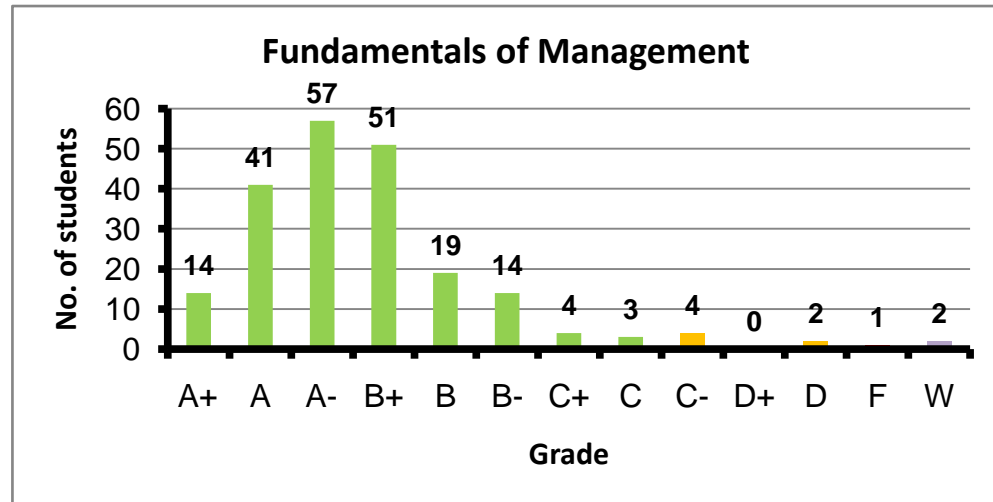


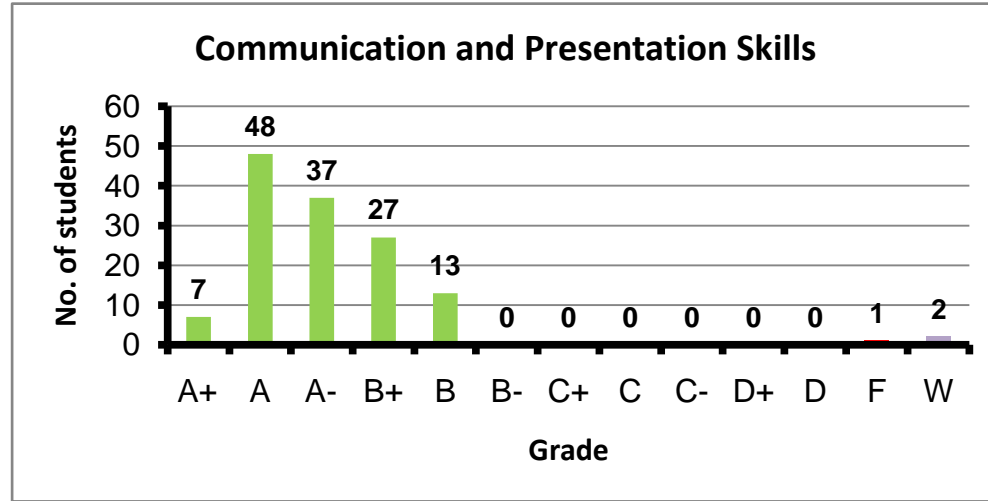
Course: Technical Writing
 Programs: Univ.Core
 Code: GENN101
 Student: 238
 A+ to C: 97%
 C- to D: 1%
 F: 3
 W: 0
 Average: 3.52
 Std Dev: 0.65




Course: Fundamentals of Management
 Programs: Univ.Core
 Code: GENN102
 Student: 212
 A+ to C: 97%
 C- to D: 3%
 F: 1
 W: 2
 Average: 3.42
 Std Dev: 0.62



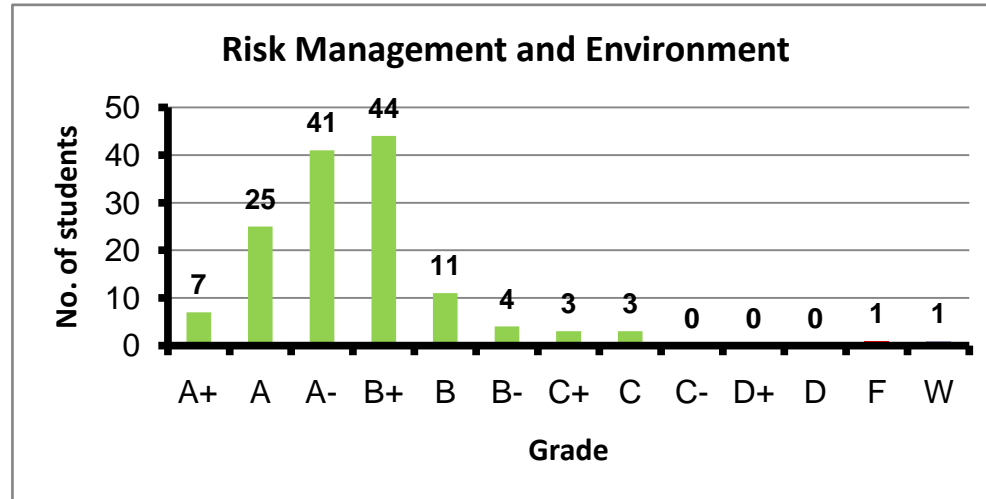
Course: GENN201
 Programs: Univ.Core
 Code: 135
 Student: 135
 A+ to C: 99%
 C- to D: 0%
 F: 1
 W: 2
 Average: 3.65
 Std Dev: 0.47



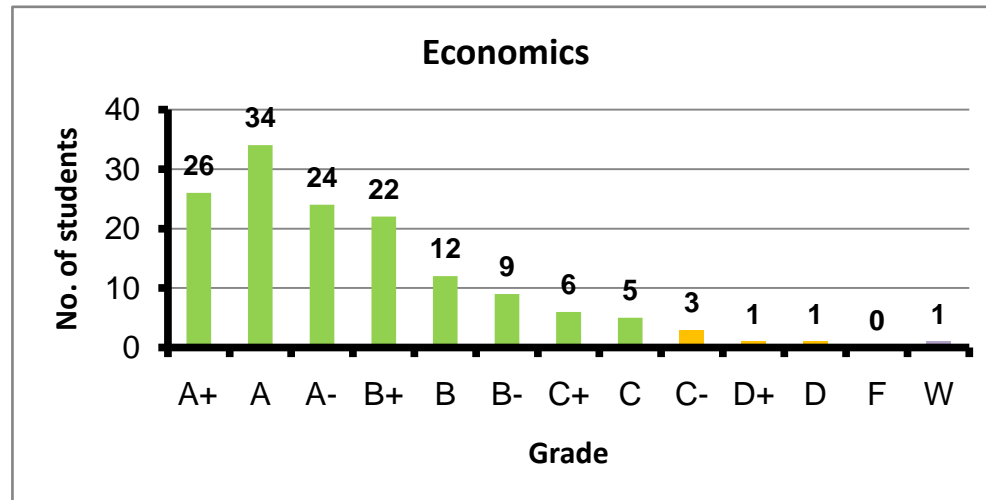
Course: Accounting
 Programs: Univ.Core
 Code: GENN204
 Student: 162
 A+ to C: 100%
 C- to D: 0%
 F: 0
 W: 1
 Average: 3.84
 Std Dev: 0.37



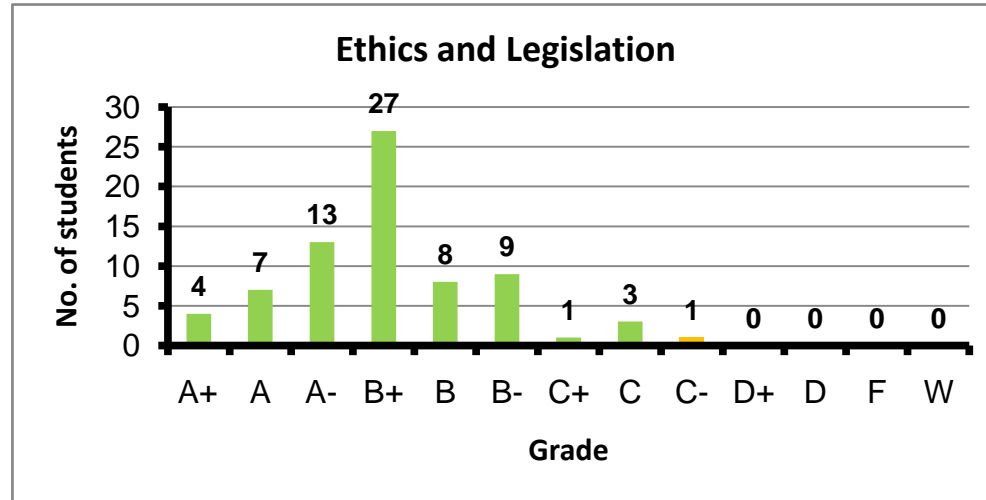
Course: Risk Management and Environment
 Programs: Univ.Core
 Code: GENN210
 Student: 140
 A+ to C: 99%
 C- to D: 0%
 F: 1
 W: 1
 Average: 3.46
 Std Dev: 0.54



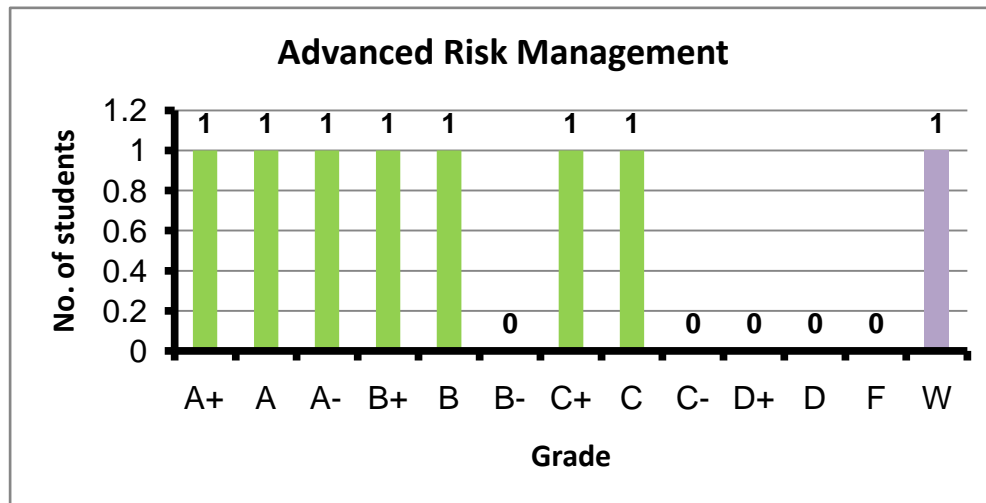
Course: Economics
 Programs: Univ.Core
 Code: GENN221
 Student: 144
 A+ to C: 97%
 C- to D: 3%
 F: 0
 W: 1
 Average: 3.45
 Std Dev: 0.68



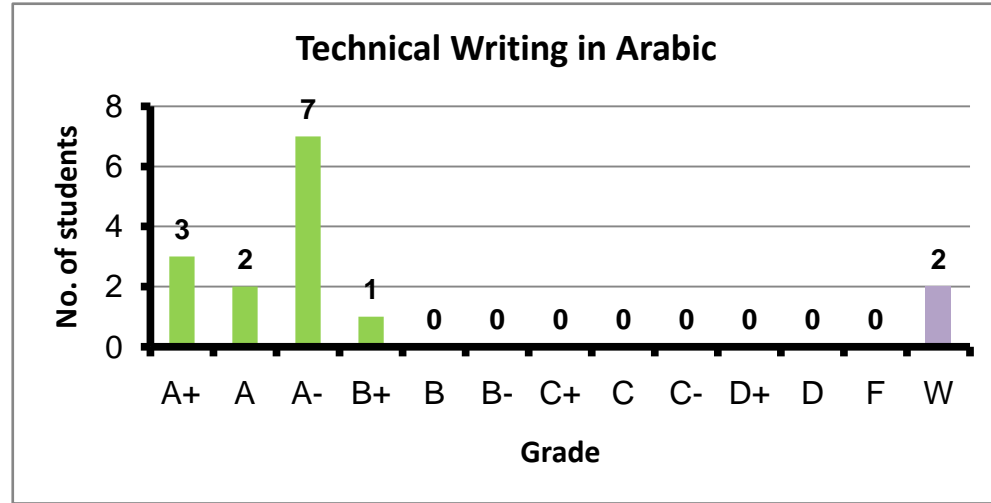
Course: Ethics and Legislation
 Programs: Univ.Core
 Code: GENN301
 Student: 73
 A+ to C: 99%
 C- to D: 1%
 F: 0
 W: 0
 Average: 3.28
 Std Dev: 0.53




Course: Advanced Risk Management
 Programs: Univ.Core
 Code: GENN310
 Student: 8
 A+ to C: 100%
 C- to D: 0%
 F: 0
 W: 1
 Average: 3.19
 Std Dev: 0.80



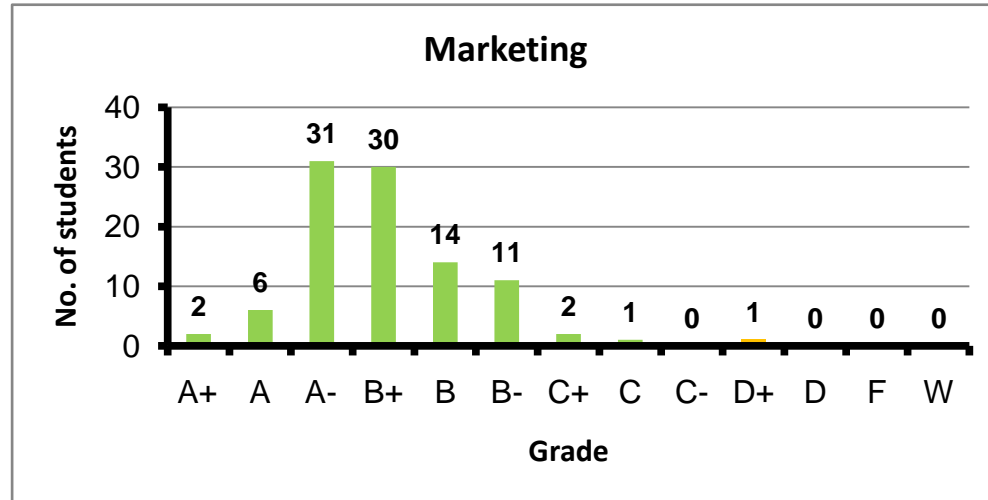
Course: Technical Writing in Arabic
 Programs: Univ.Core
 Code: GENN311
 Student: 15
 A+ to C: 100%
 C- to D: 0%
 F: 0
 W: 2
 Average: 3.78
 Std Dev: 0.21



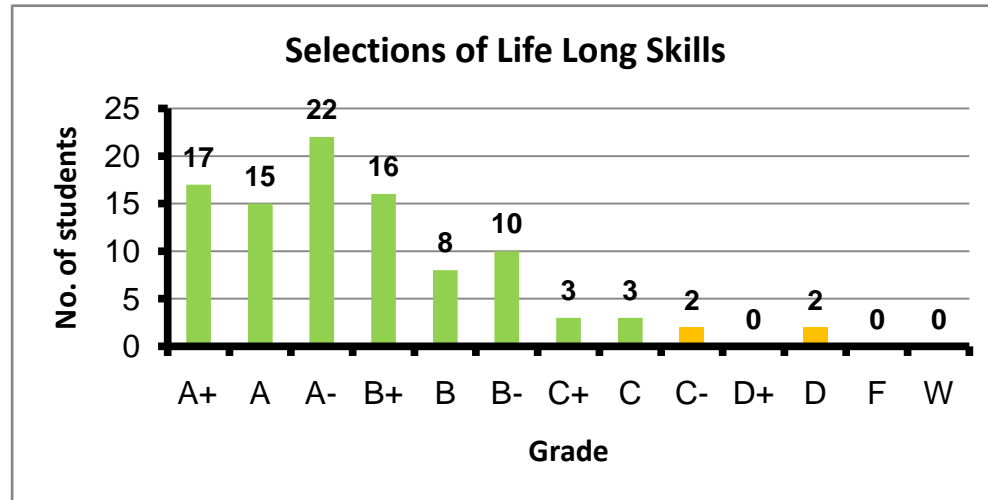
Course: Foreign Language
 Programs: Univ.Core
 Code: GENN321
 Student: 75
 A+ to C: 100%
 C- to D: 0%
 F: 0
 W: 1
 Average: 3.78
 Std Dev: 0.39



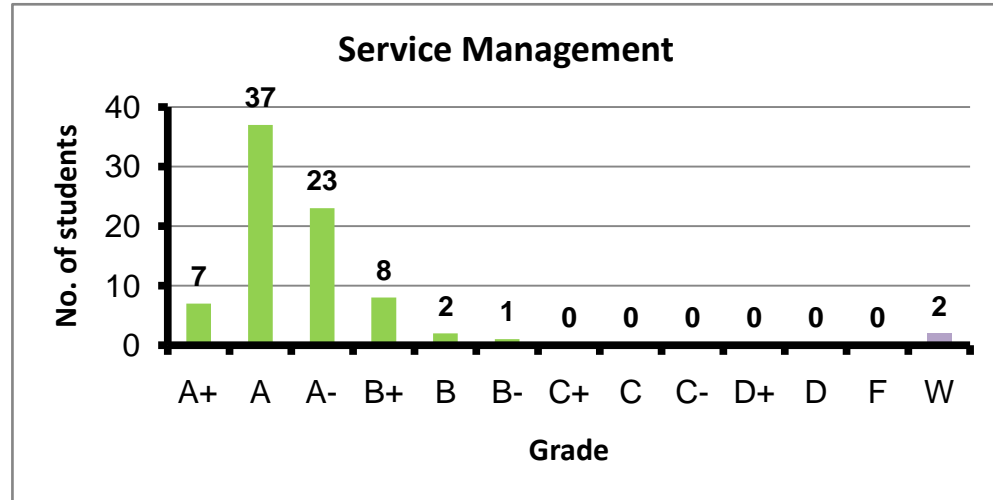
Course: Marketing
 Programs: Univ.Core
 Code: GENN326
 Student: 98
 A+ to C: 99%
 C- to D: 1%
 F: 0
 W: 0
 Average: 3.32
 Std Dev: 0.47



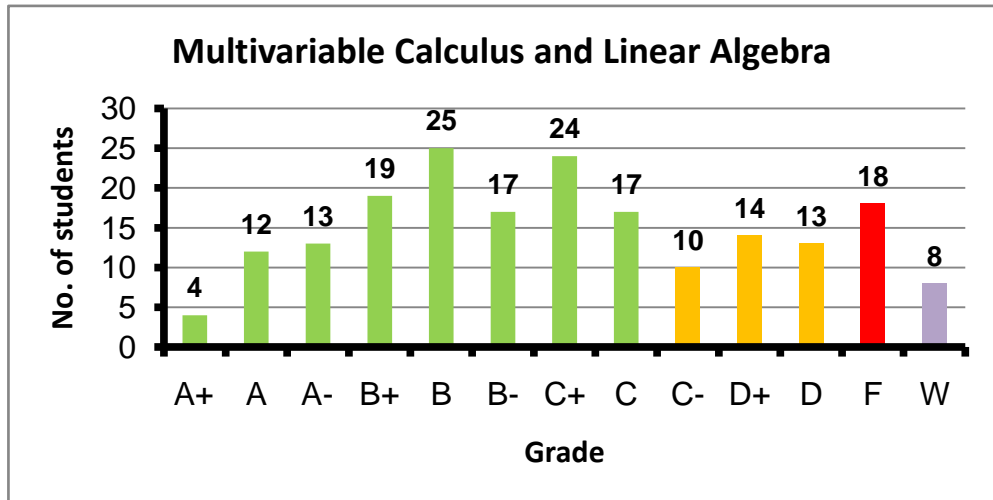
Course: Selections of Life Long Skills
 Programs: Univ.Core
 Code: GENN327
 Student: 98
 A+ to C: 96%
 C- to D: 4%
 F: 0
 W: 0
 Average: 3.38
 Std Dev: 0.69



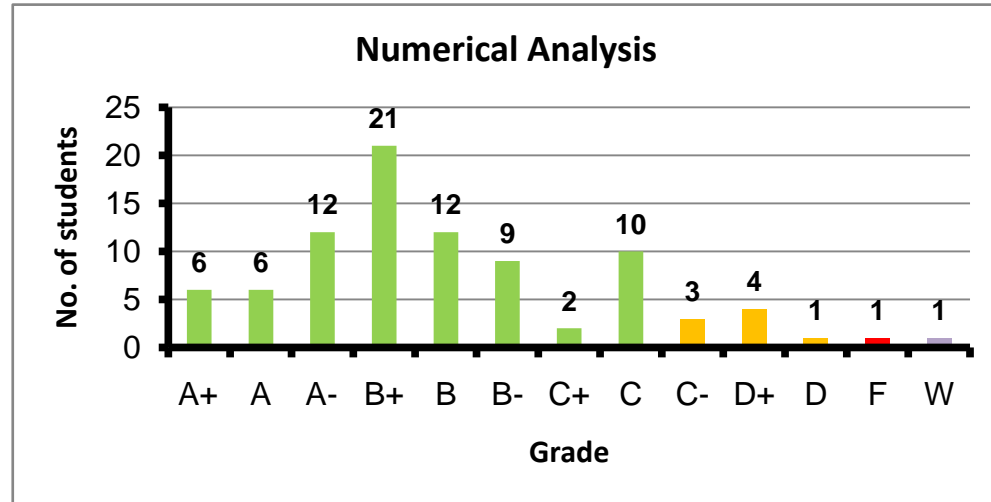
Course: Service Management
 Programs: Univ.Core
 Code: GENN332
 Student: 80
 A+ to C: 100%
 C- to D: 0%
 F: 0
 W: 2
 Average: 3.80
 Std Dev: 0.29



Course: Multivariable Calculus and Linear Algebra
 Programs: Univ.Core
 Code: MTHN102
 Student: 194
 A+ to C: 70%
 C- to D: 20%
 F: 18
 W: 8
 Average: 2.34
 Std Dev: 1.14



Course: Numerical Analysis
 Programs: Univ.Core
 Code: MTHN201
 Student: 88
 A+ to C: 90%
 C- to D: 9%
 F: 1
 W: 1
 Average: 2.97
 Std Dev: 0.84



Course: Probability and Statistics
 Programs: Univ.Core
 Code: MTHN203
 Student: 134
 A+ to C: 88%
 C- to D: 8%
 F: 5
 W: 13
 Average: 2.92
 Std Dev: 0.97

